



Mark Sellmeyer



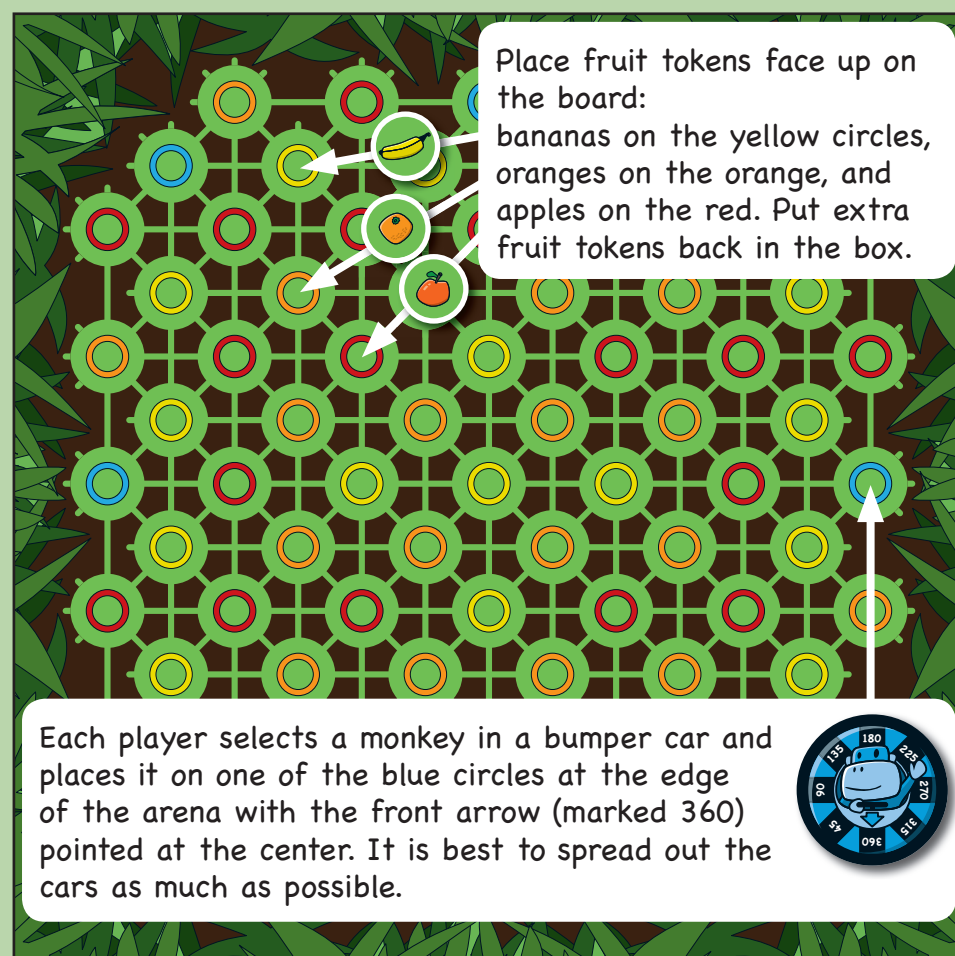
You are a monkey in the jungle when one day a wayward carnival makes a stop. You and your fellow monkeys jump in the bumper cars and away you go. You have no idea why there is fruit all over the arena floor, but you aim to grab as much of it for yourself as possible!

Game Components

- 1 game board
- 1 rule book
- 8 monkeys in bumper cars
- 8 green-and-red banana/peel tokens
- 139 movement cards
- 29 apple tokens
- 25 orange tokens
- 22 banana tokens
- 22 banana peel tokens



Set Up



Set the banana peel tokens aside for now.



DEAL FIVE CARDS TO EACH PLAYER (face down).

Each card has a degree of clockwise rotation showing how much a bumper car will rotate **clockwise** before it moves forward. Rotation is always clockwise. Some cards have special text. (See page 4 for a description of these cards.)



Each player takes a green-and-red banana/peel token to keep track of player's turns. After each player has taken her turn, she flips her banana token from green to red.



Game Play

TURN OVERVIEW

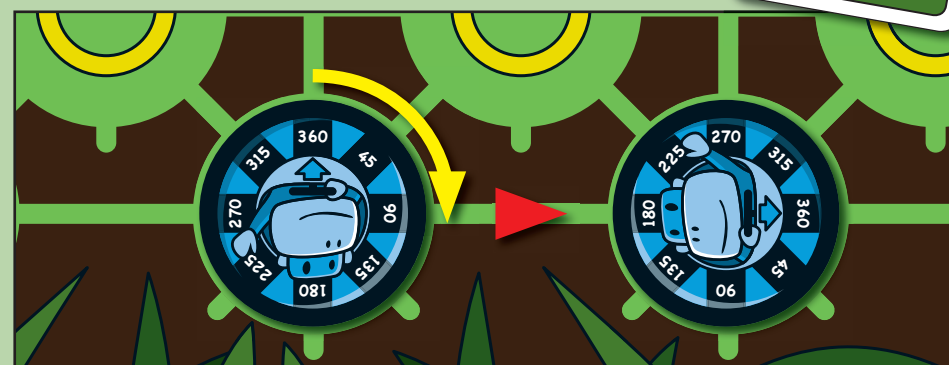
1. Choose and play a card
2. Rotate monkey bumper car
3. Move monkey bumper car and collect fruit
4. Resolve events (banana peels, collisions, and edges)
5. Flip banana token from green to red.

CHOOSE AND PLAY A CARD

Players select the card they want to play and place it face down. When all the players have a face-down card in front of them (their play area), they simultaneously flip them face up. At this point, special text cards that say "use when revealed" are resolved before any bumper car movement.

ROTATE MONKEY BUMPER CAR

At the start of a player's movement, she rotates her bumper car **clockwise** so that the arrow on the car rotates to the degree indicated on the card in play. If at the start of the game she wishes to adjust her monkey's initial starting direction, she can do so before cards are flipped. This can only be done on the first turn.



MOVE MONKEY BUMPER CAR AND COLLECT FRUIT

The player with the most face-up cards in her play area goes first. **Ties** are broken by the highest degree of rotation on each player's active card. If ties still occur, compare the next most recently played cards for highest degree of rotation, and so on. (At game start, ties do not need to be resolved because the monkeys start too far away from each other to matter.)


To move, a player rotates her bumper car clockwise to the degree on the card. Then she moves her monkey in the direction of the arrow. The number of junctions to move is determined by the number of cards in her play area (i.e., the player's speed).

She puts any fruit her monkey drives over face down in her play area. If she takes a banana, then she puts a peel from the reserve onto the now empty junction.

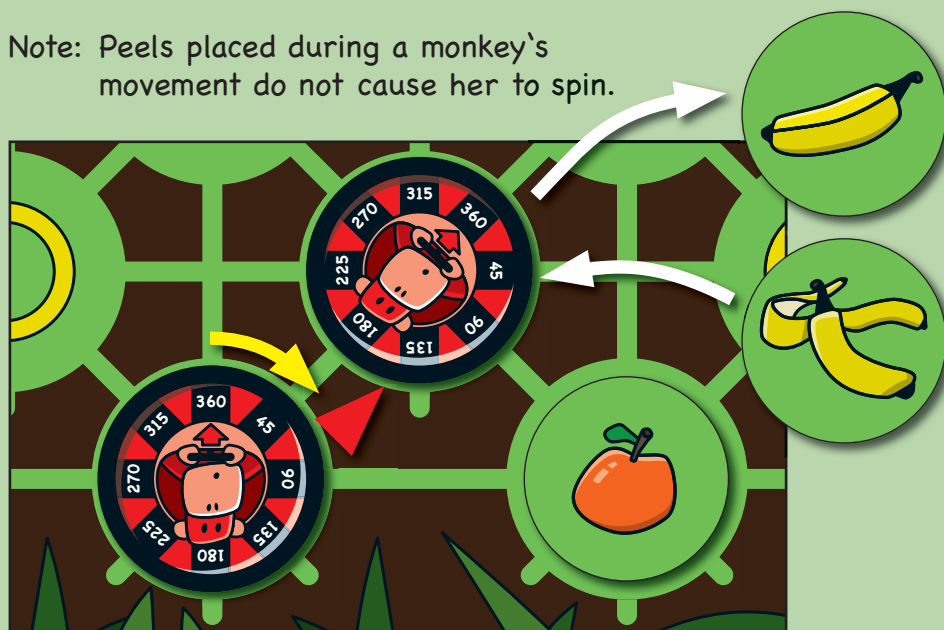
Special text cards that say “use during movement” are resolved during the player’s movement according to the card’s ability. (See page 4.)

EXAMPLE MOVEMENT

1. The player with the red monkey reveals the 45-degree card.
2. On her movement, she rotates her monkey 45 degrees clockwise from her starting movement.
3. She moves one junction (since she only has one card in front of her.)
4. She picks up the banana and leaves a peel in its place, putting her car on top.



Note: Peels placed during a monkey’s movement do not cause her to spin.




ONCE ALL PLAYERS END THEIR MOVEMENT,

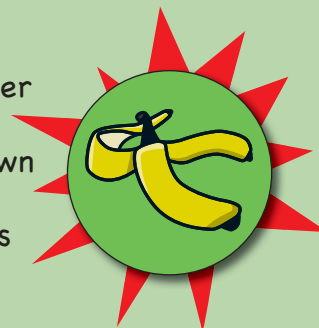
they flip their banana/peel token from red to green and select their second card from their hand, leaving the card they just played in their play area. When they flip the new card, they place it to the right of the previous card.

Play follows in the same way as the first round, except now each monkey has a speed of two cards and so moves two junctions.

Play continues until all five starting cards have been revealed. Then players refill their hands with five new cards from the deck and resume play. The face-up cards remain in their play areas. There is no limit to the number of these cards.



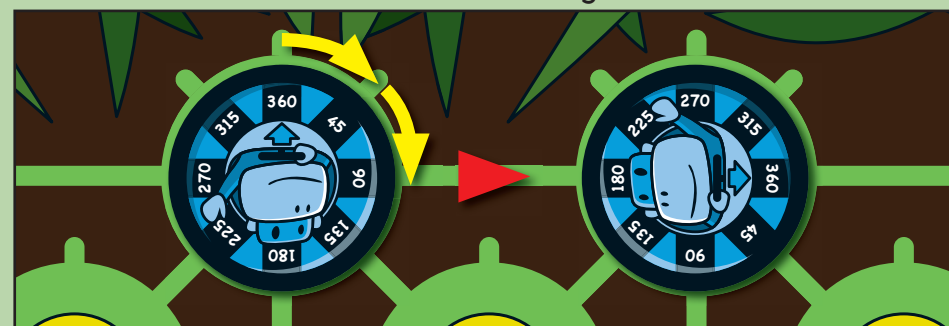
SLIPPING ON A BANANA PEEL: When a bumper car runs over a peel, the player draws a card from the deck, then rotates her car to the shown degree and continues any remaining movement. If there is special text on the card, she ignores it. She discards the card and banana peel.



RUNNING INTO THE ARENA’S EDGE: When a player runs a bumper car into the edge of the arena, she pauses her car. In order to keep moving, she rotates her car clockwise in 45-degree increments, represented by dashes on the edge of the board. Each time a player rotates her car 45-degrees, the player discards her earliest played card. She continues to do this until her bumper car is facing a free path. If she still has remaining movement, she continues to move it in that direction, but cards are no longer discarded. If a player runs out of cards before facing a free path, she ends her turn facing the edge. On her next turn she just plays a card that rotates her to facing a free path so she can now move.

EXAMPLE OF RUNNING INTO THE ARENA’S EDGE

1. The blue monkey has three cards in her player area and is facing the edge after playing a card.
2. She discards her earliest (left-most) card to rotate her car clockwise 45 degrees.
3. She discards the next earliest (again left-most) card to rotate another 45 degrees.
4. Now she no longer faces an edge and can move forward one junction (with her final face-up card). She does not discard the card she used for moving forward.



BUMPER CAR COLLISIONS

In most games, the cars eventually bump into each other.

When a player’s car is moving towards another player’s car and lands in an adjacent space with movement left, it is considered a collision. The active player then stops moving, takes a random fruit from their play area, and discards her earliest card. Her movement is over.

The player of the bumped car then draws a card from the deck and rotates her car the shown degree on that card. Then, like with real bumper cars, her car receives the momentum of the car that bumped her. Her car is pushed away from the other car.

