

Game end and scoring

The game ends after the oven has been emptied and any properly baked pizzas in it delivered for the third time. The winner is the player who has delivered the most pizzas (has the most order cards in their delivery stack). If two or more players tie with the most, the player among them with the most ingredients left in their hand is the winner.

The orders



Pizza Normale

Five of each player's orders are simple orders showing just the ingredients available in the game. To be properly baked, the ingredients shown must be face up on the table when the order is turned up. As always, the player, whose order it is, may add ingredients from their hand to complete the order. Each player also has three special pizzas, which are completed in the same way: from the face up ingredients on the table and/or from the player's hand. These orders are described below:



Pizza Bombastica

To properly bake this pizza, a player needs at least 15 ingredients of any kinds. If more than 15 ingredients are face up on the table, **all of them** are used for the pizza. Thus, after this pizza is delivered, there are no face up ingredient cards on the table!



Pizza Monotoni

To properly bake this pizza, a player needs 1 of their personal ingredient (shown on the card) and 6 ingredients of a single different kind. This different ingredient is shown on the card by a "J" (for joker). The player whose order card is turned over chooses the ingredient when it is turned over. In no case can the player choose their personal ingredient as the joker.



Pizza Minimale

To properly bake this pizza, a player needs 1 of their personal ingredient (shown on the card) and 3 ingredients of a single different kind. This different ingredient is shown on the card by a "?". The different ingredient is the ingredient that has the fewest cards face up on the table. If more than one ingredient ties with the fewest, the player whose order card is turned over chooses the ingredient. In no case can the player choose their personal ingredient or an ingredient with no cards face up on the table.

Example: The following ingredients are face up on the table: 2 pepper, 2 salami, 2 mushroom, and 3 pineapple. Next, Alberto's (green) Pizza Minimale order is turned over. The order requires 1 pepper and 3 of a different ingredient. Three ingredient kinds tie for fewest cards showing on the table: pepper, salami, and mushroom. As pepper is Alberto's personal ingredient, he may not choose this as the different ingredient. Also, as there are no olives showing, Alberto may not choose olives for the different ingredient. Thus, Alberto must choose between salami and mushroom. If he has a third salami or mushroom card in his hand, he can place this on the table and properly bake his Pizza Minimale.

Author: Uwe Rosenberg

Illustration: Franz Vohwinkel

© 1998 ABACUSPIELE Verlags GmbH & Co. KG, RGG PO Box 1033, Placitas, NM 87043
Made in Germany. All rights reserved.

4

www.riograndegames.com



MAMMA MIA!

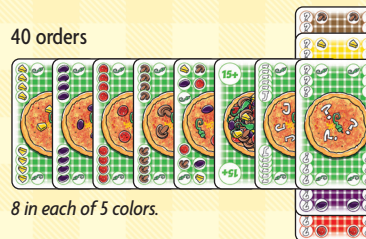
Who is the best pizza maker?

In this delicious card game, the players are pizza makers. The players take orders from the waiters and ingredients from the supply. They put them all together in the oven and bake. When all the ingredients are used up, the players open the oven to discover which pizzas were baked properly, and which were not. The players take back their orders for their improperly baked pizzas so they can try again in the next round. After three rounds, the player who has delivered the most pizzas is the best pizza maker and the winner!

Contents


There are three different kinds of cards.

40 orders



8 in each of 5 colors.

65 ingredients



13 each of pineapple, olive, pepper, mushroom and salami.

1 oven



Preparation

- With fewer than 5 players remove ingredient cards: with 4 players remove one of each ingredient and return them to the box, with 3 players remove three of each, and with 2 players remove five of each.
- Shuffle the ingredient cards and deal 6 to each player. They take them as their starting hands.
- Place the rest of the ingredient cards face down as a supply in the middle of the table.
- Each player takes a set of eight orders (with matching backs), shuffles them, and places them face down on the table. Then each player draws the first order card from their orders and adds it to their hand.
- Place the oven card next to the supply. The oven is a face up discard stack. The players play their ingredient and order cards on the oven.
- The players choose a starting player and the others follow in clockwise order.

1

A game round

Put pizzas in the oven

On a player's turn, they **must** place at least one ingredient card from their hand in the oven: they place the ingredient card(s) face up on the oven card next to the supply. A player may place more than one card in the oven on their turn, but they must all be the **same kind** of ingredient. After placing the ingredients, the player announces the number and kind placed, e.g. "three salami".

Next, the player **may** place 1 order card from their hand face up in the oven: they place the order card face up on the discard stack next to the supply. Players should place order cards when they believe that all the ingredients needed to properly bake the pizza are already in the oven. Players may never check the contents of the oven (the oven cards are stacked so only the topmost card can be seen), but must wait until the end of the round when all pizzas are taken from the oven to learn if their pizzas are properly baked.

Finally, the player draws enough cards to return their hand size to seven cards. The player must, however, draw cards only from the supply **or** from their orders, and not both during a turn. The player's turn is done and their left neighbor takes their turn.

Important: If a player has no more ingredient cards in their hand they **must** draw from the supply. When a player draws cards from the supply or their orders and there are not enough cards there to fill their hand, they take only the cards that are there and, thus, take their next turn with fewer than seven cards.

As soon as a player draws the last card from the supply, the round ends. This player will be the **starting player** of the next round. Additionally the player now takes the pizzas from the oven.

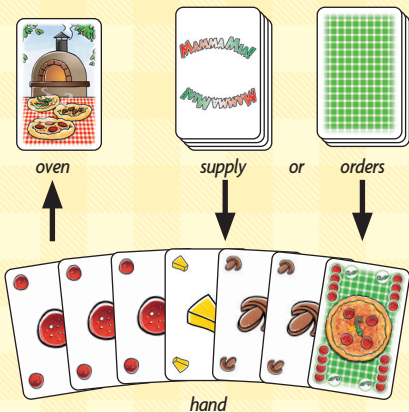
Example: It is Alberto's (green) turn. He takes 3 salami cards from his hand and places them face up in the oven (places them on the oven card). He says aloud, "Three salami!" Next, he places his order with 4 salami and 1 pepper showing on it in the oven (face up on top of the oven card). He decides to draw from his stack with the orders, but as there are only three cards there, takes all three and must play with only 6 cards until his next turn, when he can again fill his hand to 7 cards.

Take the pizzas from the oven

The player takes the cards from the oven and turns them over in their hand so the oven card is facing up. They may not change the order of the cards in the oven! Now they put the oven card aside and turn over cards from the oven, one at a time, and sort the ingredient cards by placing them face up on the table.

When the player turns over an order card, they check to see if all the necessary ingredients for the pizza are available in the sorted ingredients on the table:

- If all the necessary ingredients are there, the pizza is properly baked. The player, whose order was turned over, takes the order and places it face up next to their orders to show it has

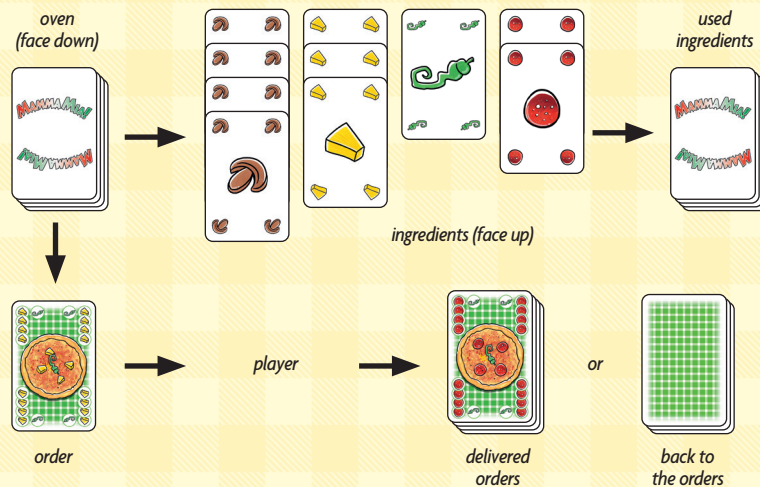


2

been delivered. The ingredients used in this pizza are now put aside face down in a stack for used ingredients.

- If one or more ingredients are missing, the player, whose order was turned over, may add missing ingredient cards from their hand to complete the order. If they can add all the missing ingredients, their pizza is properly baked. If the player cannot complete the pizza, they put the order card face down on the bottom of their stack with the orders.

Unused ingredients remain face up on the table.



Example: As shown above, the following ingredients are on the table: 4 mushroom, 3 pineapple, 1 pepper and 2 salami. Next, an order card shows up: 4 pineapple and 1 pepper for Alberto (green).

As there are not enough pineapple cards on the table (3 instead of 4), Alberto adds 1 pineapple card from his hand to complete the order. The five ingredient cards (4 pineapple and 1 pepper) are put aside on the used ingredients stack. Alberto takes his order card and places it face up in his delivery stack. The unused ingredient cards remain on the table and the next card from the oven is turned over.



The player continues to turn over cards from the oven until all have been turned over. After all oven cards have been turned over, they collect all the unused ingredient cards from the table and put them face up on top of the oven card as the new oven stack for the next round.

The used ingredient cards (that were used to complete properly baked pizzas) are shuffled to form a new supply, which is placed face down next to the oven. The player who took the pizzas from the oven now begins the next round.

Important: It can occur that a player has no ingredient cards to play on their turn. When this occurs, they must pass, playing no cards (not even an order card). They then draw cards from the supply to fill their hand to seven cards.

3